



For further information or specifications, visit the technical section of our website [www.ambehome.com](http://www.ambehome.com) to view the latest product Installation Manual.

**Appliance Information**


**RIR3000**



**Specifications**

Heat Output	3.0 kW
Power Requirement	3 pin earthed 230V 15 A power outlet or a hard wire connection that can be isolated
Heater Size	991W, 130H, 108D


**RIR2000-Slim**



**Specifications**

Heat Output	2.0 kW
Power Requirement	3 pin earthed 230V power outlet or a hard wire connection that can be isolated
Heater Size	610W, 140H, 83D

**RIR2000**



**Specifications**

Heat Output	2.0 kW
Power Requirement	3 pin earthed 230V power outlet or a hard wire connection that can be isolated
Heater Size	556W, 130H, 108D

**Clearances**

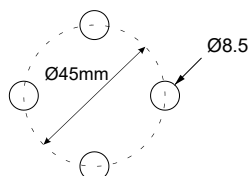
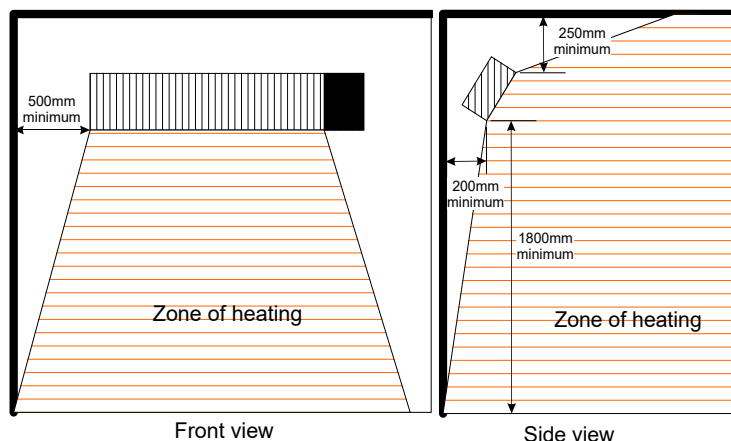
These heaters are designed for outdoor use and are IP65 rated.

The remote will work from a maximum of 6m away, so plan the install accordingly.

**Clearance to Combustible Materials**

Keep combustible materials at least 0.9 meters from the front and side of the heater.

The heater may be mounted on the wall, as shown to the right, using the clearances shown. The heater can be tilted up or down by 45°.



Mounting screw detail

Estimated area of heating for typical install height of 2200mm is 4300mm wide with a depth of 2800mm.